




MTP® Trunk Cables

Standard MTP® trunk cables are a key component in our line of cabling solutions. Standard cable styles and connectors are stocked and can be quickly assembled for your most pressing needs. Fiber Connections assembles trunk cables with any combination of multi-fiber and single fiber connectors. The finished assemblies save time and costs at the installation site.

Custom labeling is available to make installation clear and simple. Once completed and tested, each assembly is wound onto a shipping reel for quick and easy installation. A ruggedized pulling eye, offered as an option, provides protection for the connectors during installation. These high quality cables are manufactured to meet the strictest quality requirements and are available in custom lengths.



APPLICATIONS

- Backbone installations
- Horizontal Zone cabling
- High Density cross connects
- Disaster recovery
- Industrial automation and control
- Data Centers

FEATURES/BENEFITS

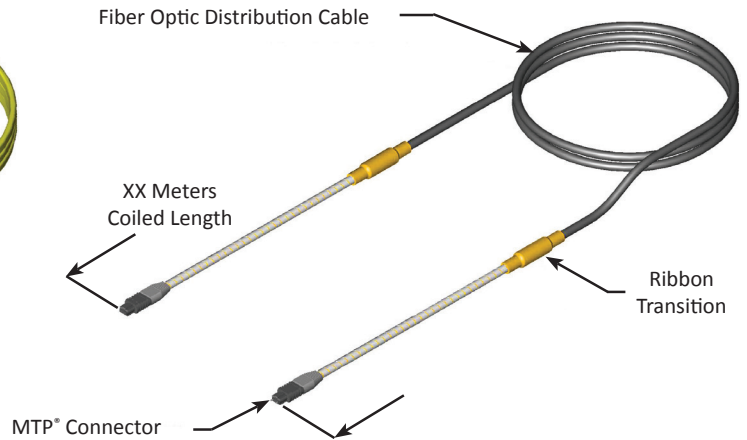
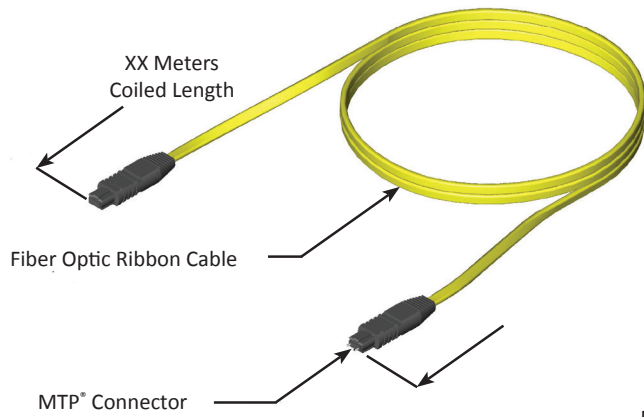
- Pre-manufactured system eliminated installation variables
- Minimized installation labor cost
- Easily configured and reconfigured with plug-in and play design
- Guaranteed insertion loss requirements
- Meets gigabit Ethernet specifications
- Custom lengths eliminate waste cable

ORDERING INFORMATION

Fiber Type		Fiber Count				Cable Rating		Polarity		Length in Meters		# of Pulling Kits	
1	62.5/125 µm OM1	04	4 Fiber	24	24 Fiber	R	Riser	S	Std. Polarity	0	None	0	None
2	Single-mode OS2	06	6 Fiber	36	36 Fiber	P	Plenum	R	Reversed Polarity	1	1 Installed	1	1 Installed
3	50/125 µm OM2	08	8 Fiber	48	48 Fiber	A	Armored (Outdoor)	P	Pair Reversals	2	2 Installed	2	2 Installed
9	50/125 µm 10 GbE 300m OM3	10	10 Fiber	72	72 Fiber	N	Non-armored (Outdoor)						
A	50/125 µm 10 GbE 550m OM4	12	12 Fiber	96	96 Fiber	F	Customer Supplied Bare Ribbon						
		16	16 Fiber	D4	144 Fiber	L	LSZH						
		18	18 Fiber	D5	216 Fiber	B	Armored Riser						
						C	Armored Plenum						

MJ - XXX -

Connector A				Connector B				Cable Type					
A	MTP Ferrule 12 Fiber	U	MTP 6 Fiber female	A	MTP Ferrule 12 Fiber	U	MTP 6 Fiber female	R	Ribbon				
B	MTP Ferrule 8 Fiber	V	MTP 6 Fiber male	B	MTP Ferrule 8 Fiber	V	MTP 6 Fiber male	C	Round Ribbon Cable (Indoor)				
G	MTP Elite female	W	MTP 4 Fiber female	G	MTP Elite female	W	MTP 4 Fiber female	G	Rugged Mini-Distribution (Data Centre)				
H	MTP Elite male	X	MTP 4 Fiber male	H	MTP Elite male	X	MTP 4 Fiber male	Q	Mini-Distribution (Data Centre)				
I	MTP Elite Ferrule	Y	MTP 8 Fiber female	I	MTP Elite Ferrule	Y	MTP 8 Fiber female	Z	Round Indoor / Outdoor Ribbon				
J	MTP 24 Fiber female	Z	MTP 8 Fiber male	J	MTP 24 Fiber female	Z	MTP 8 Fiber male						
K	MTP 24 Fiber male	1	Industrial MTP female	K	MTP 24 Fiber male	1	Industrial MTP female						
M	MTP 12 Fiber female	2	Industrial MTP male	M	MTP 12 Fiber female	2	Industrial MTP male						
N	MTP 12 Fiber male			N	MTP 12 Fiber male	0	Pigtail						



POLARITY

MTP® Position End A	Fiber ID	MTP® Position End B		
		S	R	P
1	#1 Blue	1	12	2
2	#2 Orange	2	11	1
3	#3 Green	3	10	4
4	#4 Brown	4	9	3
5	#5 Slate	5	8	6
6	#6 White	6	7	5
7	#7 Red	7	6	8
8	#8 Black	8	5	7
9	#9 Yellow	9	4	10
10	#10 Violet	10	3	9
11	#11 Rose	11	2	12
12	#12 Aqua	12	1	11

Polarity	
S	Standard Polarity
R	Reversed Polarity
P	Pair Reversals

MTP® is a registered trademark of US Conec Ltd



TECHNICAL SPECIFICATIONS

Characteristic	Multimode (at 850/1300nm)		Single-mode (at 1310/1550nm)	
	Standard MTP® Insertion Loss	Typical 0.2 dB	Maximum 0.5 dB	Typical 0.25 dB
MTP® Elite Insertion Loss	Typical 0.1 dB	Maximum 0.35 dB	Typical 0.10 dB	Max 0.35 dB
Standard MTP® or Elite Reflectance	< -20 dB		< -55dB (8° angled polish)	
Durability	500 Rematings: < 0.2 dB change		500 Rematings: < 0.3 dB change	
Operating Temperature ¹	Outdoor cable -40 °C to +70 °C; Indoor cable 0 °C to +70 °C			
Length	Length as defined in P/N, XX meters. Tolerance: < 5.0 meters +5/-0 cm; ≥ 5.0 meters +20/-0 cm Loose tube cables include a transition at one or both ends that is included in overall length.			
¹ Contact customer service representative to discuss exceptional environmental conditions				

Transmission Performance					
Fiber Type	Multimode				Single-mode
	62.5/125µm (850/1300nm)	50/125µm (850/1300nm)	50/125µm (850/1300nm)	50/125µm (850/1300nm)	Single-mode (1310/1383/1550nm)
ISO/IEC name	OM1	OM2	OM3	OM4	OS2
Maximum Attenuation (dB/km)	3.4/1.0	3.0/1.0	3.0/1.0	3.0/1.0	0.4/0.4/0.3*
Maximum Attenuation (dB/km)	3.4/1.0	3.0/1.0	3.0/1.0	3.0/1.0	0.65/0.65/0.5**
Minimum Over Filled Launch (OFL) Bandwidth (MHx•km)	200/500	700/500	1500/500	1500/500	- / - / -
Minimum Effective Modal Bandwidth (MHx•km)	220 / -	950 / -	2000 / -	5350 / -	- / - / -
Serial 1 Gigabit Ethernet Distance (m)	300/550	750/600	1000/600	1000/600	5000/ - / -
Serial 10 Gigabit Ethernet Distance (m)	33/ -	150/ -	300/ -	600/ -	10000/ - / 40000
* including ALTOS®, SST-Drop™, SOLO®, SST-Ribbon™, Industrial LSZH™, Mining and Petrochemical, FREEDM® LST™ FREEDM® Loose Tube, FREEDM® Ribbon, MIC® 250, Ribbon, LSZH™ Ribbon (Registered trademarks of Corning Cable Systems LLC)					
** including Tactical, FREEDM® Fan-Out, FREEDM® ONE, MIC® various, Fan-Out, Single-Fiber, Zipcord 2-Fiber, Ribbon Interconnect,					
Other cable types and manufacturers also available.					
Please contact customer service for additional information.					